

**Course:** Summer 2025 - CIS-200-001-Computer Science II-CIS-200-001-202530 - Computer Science II  
**Instructor:** Zhengquan Li \*  
**Response Rate:** 14/22 (63.64 %)

**1 - The course requirements and expectations were effectively communicated.**

Response Option				Weight	Frequency	Percent	Percent Responses		Means										
Strongly Agree				(5)	8	57.14%	<div><div></div></div>		<div><div></div><div></div><div></div><div></div><div></div><div></div></div>										
Agree				(4)	4	28.57%	<div><div></div></div>												
Neither Agree Nor Disagree				(3)	1	7.14%	<div><div></div></div>												
Disagree				(2)	1	7.14%	<div><div></div></div>												
Strongly Disagree				(1)	0	0.00%	<div><div></div></div>												
Not Applicable				(0)	0	0.00%	<div><div></div></div>												
							0	25	50	100	Question		UM-Dearborn Overall		College Overall		Department Overall		
Response Rate		Mean	STD	Median	UM-Dearborn Overall		Mean	STD	Median	College Overall		Mean	STD	Median	Department Overall		Mean	STD	Median
14/22 (63.64%)		4.36	0.93	5.00	496		4.52	0.83	5.00	393		4.48	0.87	5.00	149		4.32	0.92	5.00

**2 - The course materials were clear.**

Response Option				Weight	Frequency	Percent	Percent Responses		Means									
Strongly Agree				(5)	8	57.14%	<div><div></div></div>		<div><div><div>4.36</div></div><div><div>4.47</div></div><div><div>4.42</div></div><div><div>4.28</div></div></div>									
Agree				(4)	4	28.57%	<div><div></div></div>											
Neither Agree Nor Disagree				(3)	1	7.14%	<div><div></div></div>											
Disagree				(2)	1	7.14%	<div><div></div></div>											
Strongly Disagree				(1)	0	0.00%	<div><div></div></div>											
Not Applicable				(0)	0	0.00%	<div><div></div></div>											
							0	25	50	100	Question		UM-Dearborn Overall		College Overall		Department Overall	
Response Rate		Mean	STD	Median	UM-Dearborn Overall		Mean	STD	Median	College Overall	Mean	STD	Median	Department Overall		Mean	STD	Median
14/22 (63.64%)		4.36	0.93	5.00	493		4.47	0.90	5.00	390	4.42	0.96	5.00	146		4.28	1.01	5.00

**3 - The course materials were easy to access.**


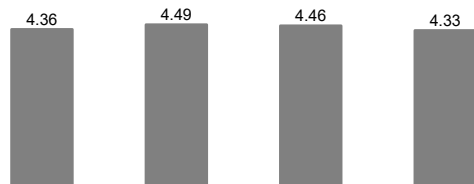


Response Option				Weight	Frequency	Percent	Percent Responses		Means							
Strongly Agree				(5)	9	64.29%	<div><div></div></div>		4.57		4.57		4.53		4.43	
Agree				(4)	4	28.57%	<div><div></div></div>									
Neither Agree Nor Disagree				(3)	1	7.14%	<div><div></div></div>									
Disagree				(2)	0	0.00%	<div><div></div></div>									
Strongly Disagree				(1)	0	0.00%	<div><div></div></div>									
Not Applicable				(0)	0	0.00%	<div><div></div></div>									
02550100								Question		UM-Dearborn Overall		College Overall		Department Overall		
Response Rate		Mean	STD	Median	UM-Dearborn Overall		Mean	STD	Median	College Overall		Mean	STD	Median	Department Overall	
14/22 (63.64%)		4.57	0.65	5.00	496		4.57	0.79	5.00	393		4.53	0.84	5.00	149	

**4 - The course was well organized.**


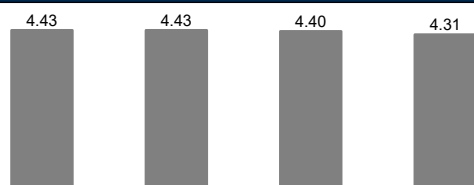


Response Option				Weight	Frequency	Percent	Percent Responses		Means							
Strongly Agree				(5)	9	64.29%	<div><div></div></div>		<div><div>4.21</div><div>4.47</div><div>4.43</div><div>4.30</div></div>							
Agree				(4)	2	14.29%	<div><div></div></div>									
Neither Agree Nor Disagree				(3)	1	7.14%	<div><div></div></div>									
Disagree				(2)	1	7.14%	<div><div></div></div>									
Strongly Disagree				(1)	1	7.14%	<div><div></div></div>									
Not Applicable				(0)	0	0.00%	<div><div></div></div>									
02550100									Question		UM-Dearborn Overall		College Overall		Department Overall	
Response Rate		Mean	STD	Median	UM-Dearborn Overall		Mean	STD	Median	College Overall		Mean	STD	Median	Department Overall	
14/22 (63.64%)		4.21	1.31	5.00	492		4.47	0.90	5.00	391		4.43	0.95	5.00	1484.301.055.00	

**Course:** Summer 2025 - CIS-200-001-Computer Science II-CIS-200-001-202530 - Computer Science II  
**Instructor:** Zhengquan Li \*  
**Response Rate:** 14/22 (63.64 %)


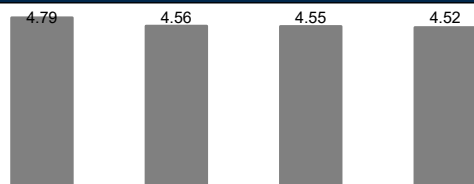


**5 - The course (including materials and assignments) advanced my understanding of the subject matter and/or my skills.**

Response Option	Weight	Frequency	Percent	Percent Responses	Means											
Strongly Agree	(5)	7	50.00%													
Agree	(4)	5	35.71%													
Neither Agree Nor Disagree	(3)	2	14.29%													
Disagree	(2)	0	0.00%													
Strongly Disagree	(1)	0	0.00%													
Not Applicable	(0)	0	0.00%													
					0	25	50	100	Question	UM-Dearborn Overall			College Overall		Department Overall	
Response Rate	Mean	STD	Median	UM-Dearborn Overall	Mean	STD	Median	College Overall	Mean	STD	Median	Department Overall	Mean	STD	Median	
14/22 (63.64%)	4.36	0.74	4.50	494	4.49	0.88	5.00	392	4.46	0.91	5.00	148	4.33	0.94	5.00	


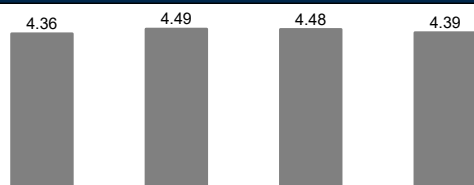


**6 - There were opportunities for interactions to promote learning (such as in-class or online discussions, group work, video conferencing, etc.).**

Response Option	Weight	Frequency	Percent	Percent Responses	Means											
Strongly Agree	(5)	8	57.14%													
Agree	(4)	4	28.57%													
Neither Agree Nor Disagree	(3)	2	14.29%													
Disagree	(2)	0	0.00%													
Strongly Disagree	(1)	0	0.00%													
Not Applicable	(0)	0	0.00%													
					0	25	50	100	Question	UM-Dearborn Overall			College Overall		Department Overall	
Response Rate	Mean	STD	Median	UM-Dearborn Overall	Mean	STD	Median	College Overall	Mean	STD	Median	Department Overall	Mean	STD	Median	
14/22 (63.64%)	4.43	0.76	5.00	494	4.43	0.92	5.00	392	4.40	0.95	5.00	148	4.31	0.95	5.00	

**7 - Zhengquan Li made themselves reasonably available and provided practical and helpful assistance if requested. -**

Response Option	Weight	Frequency	Percent	Percent Responses	Means											
Strongly Agree	(5)	12	85.71%													
Agree	(4)	1	7.14%													
Neither Agree Nor Disagree	(3)	1	7.14%													
Disagree	(2)	0	0.00%													
Strongly Disagree	(1)	0	0.00%													
Not Applicable	(0)	0	0.00%													
					0	25	50	100	Question	UM-Dearborn Overall			College Overall		Department Overall	
Response Rate	Mean	STD	Median	UM-Dearborn Overall	Mean	STD	Median	College Overall	Mean	STD	Median	Department Overall	Mean	STD	Median	
14/22 (63.64%)	4.79	0.58	5.00	540	4.56	0.85	5.00	437	4.55	0.84	5.00	193	4.52	0.81	5.00	

**8 - Zhengquan Li set high standards for student achievement. -**

Response Option	Weight	Frequency	Percent	Percent Responses	Means											
Strongly Agree	(5)	8	57.14%													
Agree	(4)	3	21.43%													
Neither Agree Nor Disagree	(3)	3	21.43%													
Disagree	(2)	0	0.00%													
Strongly Disagree	(1)	0	0.00%													
Not Applicable	(0)	0	0.00%													
					0	25	50	100	Question	UM-Dearborn Overall			College Overall		Department Overall	
Response Rate	Mean	STD	Median	UM-Dearborn Overall	Mean	STD	Median	College Overall	Mean	STD	Median	Department Overall	Mean	STD	Median	
14/22 (63.64%)	4.36	0.84	5.00	539	4.49	0.87	5.00	436	4.48	0.87	5.00	192	4.39	0.89	5.00	

**Course:** Summer 2025 - CIS-200-001-Computer Science II-CIS-200-001-202530 - Computer Science II  
**Instructor:** Zhengquan Li \*  
**Response Rate:** 14/22 (63.64 %)

**9 - Zhengquan Li promoted a respectful and professional class environment. -**

Response Option	Weight	Frequency	Percent	Percent Responses	Means											
Strongly Agree	(5)	9	64.29%	<div><div></div></div>	<div>4.57</div> <div>4.60</div> <div>4.59</div> <div>4.52</div>											
Agree	(4)	4	28.57%	<div><div></div></div>												
Neither Agree Nor Disagree	(3)	1	7.14%	<div><div></div></div>												
Disagree	(2)	0	0.00%	<div><div></div></div>												
Strongly Disagree	(1)	0	0.00%	<div><div></div></div>												
Not Applicable	(0)	0	0.00%	<div><div></div></div>												
0 25 50 100					Question	UM-Dearborn Overall		College Overall		Department Overall						
Response Rate	Mean	STD	Median	UM-Dearborn Overall	Mean	STD	Median	College Overall	Mean	STD	Median	Department Overall	Mean	STD	Median	
14/22 (63.64%)	4.57	0.65	5.00	538	4.60	0.78	5.00	436	4.59	0.79	5.00	193	4.52	0.79	5.00	

**10 - Zhengquan Li provided helpful feedback on my work. -**

Response Option	Weight	Frequency	Percent	Percent Responses	Means											
Strongly Agree	(5)	7	50.00%	<div><div></div></div>	<div>4.07</div> <div>4.39</div> <div>4.37</div> <div>4.34</div>											
Agree	(4)	3	21.43%	<div><div></div></div>												
Neither Agree Nor Disagree	(3)	3	21.43%	<div><div></div></div>												
Disagree	(2)	0	0.00%	<div><div></div></div>												
Strongly Disagree	(1)	1	7.14%	<div><div></div></div>												
Not Applicable	(0)	0	0.00%	<div><div></div></div>												
0 25 50 100					Question	UM-Dearborn Overall		College Overall		Department Overall						
Response Rate	Mean	STD	Median	UM-Dearborn Overall	Mean	STD	Median	College Overall	Mean	STD	Median	Department Overall	Mean	STD	Median	
14/22 (63.64%)	4.07	1.21	4.50	538	4.39	1.01	5.00	436	4.37	1.00	5.00	193	4.34	0.99	5.00	

**11 - Zhengquan Li gave feedback on my work in a timely manner. -**

Response Option	Weight	Frequency	Percent	Percent Responses	Means											
Strongly Agree	(5)	7	50.00%	<div><div></div></div>	<div>3.93</div> <div>4.38</div> <div>4.36</div> <div>4.29</div>											
Agree	(4)	2	14.29%	<div><div></div></div>												
Neither Agree Nor Disagree	(3)	3	21.43%	<div><div></div></div>												
Disagree	(2)	1	7.14%	<div><div></div></div>												
Strongly Disagree	(1)	1	7.14%	<div><div></div></div>												
Not Applicable	(0)	0	0.00%	<div><div></div></div>												
0 25 50 100					Question	UM-Dearborn Overall		College Overall		Department Overall						
Response Rate	Mean	STD	Median	UM-Dearborn Overall	Mean	STD	Median	College Overall	Mean	STD	Median	Department Overall	Mean	STD	Median	
14/22 (63.64%)	3.93	1.33	4.50	540	4.38	1.02	5.00	438	4.36	1.01	5.00	194	4.29	1.07	5.00	

**12 - Comments about the course.**

Response Rate	5/22 (22.73%)
<ul style="list-style-type: none"> <li>The course was very fun and interesting. It increased my understanding of C++ programming.</li> <li>Lecture is only about an hour long so I usually read it from my laptop and take notes at my own pace.</li> <li>I enjoyed the course.</li> <li>This course was laid out beautifully. I really love how organized this class was and how seamlessly every material was falling into place. The materials were very clear and easily accessible, and the lab assignments really reinforced my understanding of each subject and improved my understanding.</li> <li>well organized course to be honest.</li> </ul>	

**Course:** Summer 2025 - CIS-200-001-Computer Science II-CIS-200-001-202530 - Computer Science II  
**Instructor:** Zhengquan Li \*  
**Response Rate:** 14/22 (63.64 %)

**13 - Comments about Zhengquan Li. -**

**Response Rate** 6/22 (27.27%)

- He is always well prepared for the lectures and teaches us new and interesting contents. He is also very nice and helpful.
- He's a very nice person.
- Great teacher overall, did good at teaching the course material, and was almost always available. Emails typically got answered within 24 hours, and he made sure we knew he was available for help. One small complaint is he isn't a fast grader. It took weeks to get grades back from assignments submitted. Even when he would give us a timeframe of when we would get grades back, it was never accurate, and we end up with grades a week or two later.
- He is great. I think he mentioned it was his first time teaching, but he did a great job.
- Professor Zhengquan Li is absolutely hands down my favorite CIS professor as of right now. His course material was easy to access, he was very clear with his material, and he was organized from the beginning of the semester to the end of the semester. He broke the ice on the first day of the semester, and he made learning more enjoyable every lecture and lab I attended. Professor Zhengquan Li also showed me he cares for his students' success. Not only has he helped me multiple times, but I always saw him going out of his way to help others too. I wish every professor was like this, and I hope I have him again in the future.
- Very respectful and teaches with passion, great professor.

Mean of Means Calculations	Mean	UM-Dearborn Overall	College Overall	Department Overall
Overall Course	4.38	4.49	4.45	4.33
Overall Instructor	4.34	4.48	4.47	4.41